


Media Matrix Worldwide Limited
Registered Office: Office No.514, "B" wing, 215 Atrium, Andheri-Kurla Road, Chakala, Andheri (E), Mumbai-400059
Telephone : +91-22-61391700, Fax: +91-22-61391700
Corp Office: Plot No. 38, 4th Floor, Institutional Area, Sector 32, Gurgaon 122001
Telephone: +91-124-4310000, Fax: +91-124-4310050; Email: mmwl.corporate@gmail.com
Website: www.mmwlindia.com, CIN: L32100MH1985PLC036518

(Amount in Rs. Lakhs)

Statement of Standalone Financial Results for the fourth quarter and year ended March 31, 2018

Statement of Consolidated Financial Results for the fourth quarter and year ended March 31 2018

Particulars	Three months ended March 31 2018	Preceding three months ended December 31, 2017	Corresponding three months ended March 31, 2017	Financial year ended March, 31 2018	Previous financial year ended March, 31 2017	Three months ended March 31 2018	Preceding three months ended December 31, 2017	Corresponding three months ended March 31, 2017	Financial year ended March, 31 2018	Previous financial year ended March, 31 2017
	Audited	Unaudited	Audited	Audited	Audited	Audited	Unaudited	Audited	Audited	Audited
1 Revenue from Operations	65.00	65.00	90.00	286.39	360.00	22,267.05	23,474.09	8,964.62	64,757.37	26,376.91
2 Other Income	6.60	7.37	6.37	29.40	19.37	582.29	111.94	290.19	919.19	656.39
3 Total Revenue (1+2)	71.60	72.37	96.37	315.79	379.37	22,849.34	23,586.03	9,254.81	65,676.56	27,033.30
4 Expenses										
(a) Cost of Materials consumed	-	-	-	-	-	-	-	-	-	-
(b) Purchase of stock-in-trade	-	-	-	-	-	20,578.08	23,225.87	6,858.90	57,414.46	13,484.91
(c) Changes in inventories of finished goods, work-in-progress and stock-in-trade	-	-	-	-	-	901.34	(214.71)	(2,307.31)	2,020.57	(2,310.40)
(d) Employee benefits expense	22.86	23.06	23.59	95.03	84.18	742.25	137.88	1,604.43	2,685.67	7,106.75
(e) Finance Cost	0.00	0.00	0.01	0.10	0.01	78.53	93.04	163.16	516.43	565.86
(f) Depreciation and amortisation expense	0.14	0.14	0.38	0.62	1.53	79.42	80.24	551.58	449.30	1,343.36
(g) Other Expenses										
- Legal & Professional charges	55.42	26.96	66.39	115.87	92.39	187.06	128.07	304.18	700.54	844.57
- Technical cost	-	-	-	-	-	16.09	48.15	28.29	128.72	198.47
- Content & Bandwith cost	-	-	-	-	-	37.79	30.82	42.52	177.44	248.58
- Other operating expenses	30.34	21.30	35.85	93.36	124.79	248.59	223.77	1,402.77	1,918.11	4,501.49
Total Expenses	108.76	71.46	126.22	304.98	302.90	22,869.15	23,753.13	8,648.52	66,011.24	25,983.59
Profit / (Loss) from operations before exceptional items & Tax (3-4)	(37.16)	0.91	(29.85)	10.81	76.47	(19.81)	(167.10)	606.29	(334.68)	1,049.71
6 Exceptional Items	-	-	-	(2,139.81)	-	-	-	-	(3,143.45)	-
7 Profit / (Loss) before Tax (5-6)	(37.16)	0.91	(29.85)	(2,129.00)	76.47	(19.81)	(167.10)	606.29	(3,478.13)	1,049.71
8 Tax expense	(9.08)	0.25	(8.12)	1.81	25.86	4.43	(5.88)	(6.52)	16.77	38.58
9 Net Profit / (Loss) from the period (7-8)	(28.08)	0.66	(21.73)	(2,130.81)	50.61	(24.24)	(161.22)	612.81	(3,494.90)	1,011.13
10 Net profit attributable to										
a) Owners of the Company	(28.08)	0.66	(21.73)	(2,130.81)	50.61	(24.24)	(161.22)	612.81	(3,494.90)	1,011.13
b) Non Controlling Interest	-	-	-	-	-	-	-	-	-	-
11 Paid-up equity share capital (Face Value of Re.1/-each)	11,327.42	11,327.42	11,327.42	11,327.42	11,327.42	11,327.42	11,327.42	11,327.42	11,327.42	11,327.42
12 Reserve excluding Revaluation Reserves				3,230.31	5,361.12				(8,463.58)	(7,889.98)
13 Earning per Share(of Re 1/- each)										
(a) - Basic	(0.0025)	0.0001	(0.0019)	(0.1881)	0.0045	(0.0021)	(0.0142)	0.0541	(0.3085)	0.0893
(b) - Diluted	(0.0025)	0.0001	(0.0019)	(0.1881)	0.0045	(0.0021)	(0.0142)	0.0541	(0.3085)	0.0893
See Accompanying note to financial results										



Notes:


- 1 The above annual audited Standalone and Consolidated Financial results were reviewed by the Audit Committee and approved by the Board of Directors of the Company at its meeting held on May 25, 2018. The statutory auditors have expressed their unmodified opinion on the same.
- 2 The Consolidated Audited Financial Results for the quarter and year ended March 31, 2018 represents the result of the Company including its subsidiary companies, namely nexG Devices Private Ltd.(NDPL), DigiVive Services Private Ltd. (DSPL) and Media Matrix Enterprises Private Ltd.(MMEPL). Pursuant to Share Purchase Agreement signed on 2nd August, 2017 and approval of the Shareholders of the Company obtained through postal ballot on 26th August, 2017, the Company had divested its entire stake in DigiCall Teleservice Private Limited ("DTPL") to Karvy Data Management Services Limited ("Karvy") and transferred operational control of DTPL to Karvy w.e.f. July 1, 2017. Accordingly, DTPL and DigiCall Global Private Limited ("DGPL") ceased to be subsidiaries of the Company w.e.f. July 1, 2017 and financial of DTPL and DGPL have not been considered for consolidation thereafter. The exceptional item in Standalone and Consolidated financial results represents loss on sale of aforesaid investment of Rs. 2,139.81 Lakh and Rs. 3,143.45 Lakhs respectively thereafter.
- 3 On standalone basis, Company is engaged in the business of digital media content and dealing in related activities in media and entertainment industry and thus, there is no separate reportable segment. The Company, on consolidated basis, is operating with "Digital Media and handset trading" and other unallocable segment and has ceased to operate in Call Center Services segment from July 1 2017 due to sale of entire shareholding by the Company in DTPL. Accordingly, segment wise information has been given in line with the requirements of AS-17 "Segment Reporting"
- 4 The Company is registered with Reserve Bank of India (RBI) vide registration no. 13.01287 dated August 13, 1999 as a NBFC Company. Since the Company presently does not meet the criteria of principal business of NBFC as specified by the RBI and instead qualifies as Core Investment Company (CIC) based on its current investment structure, the Company has notified the same to RBI vide letter dated April 20, 2013. The Company qualifies for exemption from registration as CIC and has applied for the same to RBI. Simultaneously, Company had applied for deregistration as NBFC and is pursuing the same with RBI.
- 5 The Company conducts its operations along with its subsidiaries. The consolidated financial statements are prepared in accordance with the principles and procedures for the preparation and presentation of the consolidated accounts as set out in the Accounting Standard (AS21) notified under Section 133 of the Companies Act, 2013 read with relevant rules issued thereunder. The financial statements of the parent company and its subsidiaries have been combined on a line by line basis by adding together the books value of like items of assets, liabilities, income and expenses, after eliminating intra group balances, transactions and resulting unrealised gains/losses. The consolidated financial statements are prepared by applying uniform accounting policies.
- 6 Figures for the year ended March 31, 2018 includes figures in respect of DTPL and DGPL only for the period ended June 30, 2017 therefore figures of financial year ended March 31, 2017 are not comparable with corresponding numbers for year ended March 31, 2018 to that extent.
- 7 The figures of the last quarter ended March 31, 2018 are balancing figures between audited figures in respect of financial year ended March 31, 2018 and published year to date figures upto December 31, 2017
- 8 Previous period/ year figures have been re-grouped/ re-classified wherever considered necessary to conform to current period classification.

Date: May 25, 2018

Place: Gurgaon

**By the order of the Board
For Media Matrix Worldwide Limited**

**Sd/-
(Sandeep Jairath)
Whole-time Director cum
Chief Financial Officer
DIN No. 05300460**




Consolidated Segment Revenue, Results, and Capital Employed

(Rs. in Lakhs)

Particulars	Three months ended March 31 2018	Preceding three months ended December 31, 2017	Corresponding three months ended March 31, 2017	Financial year ended March, 31 2018	Previous financial year ended March, 31 2017
	(Audited)	(Unaudited)	(Audited)	(Audited)	(Audited)
1 Segment Revenue					
a. Digital media & handset trading	22,266.65	23,473.29	5,983.97	62,459.91	15,308.47
b. Call center services	-	-	3,130.25	2,297.26	11,216.83
c. Others	0.40	0.80	0.40	1.60	1.60
c. Unallocated	-	-	-	-	-
Total	22,267.05	23,474.09	9,114.62	64,758.77	26,526.90
Intersegment revenue	-	-	150.00	1.39	150.00
Net Sales/Income from operation	22,267.05	23,474.09	8,964.62	64,757.37	26,376.90
2 Segment results profit/(loss) before tax & interest from each segment					
a. Digital media & handset trading	-289.15	(139.23)	542.73	(131.89)	1,246.94
b. Call center services	-	-	188.64	(168.78)	306.31
c. Others	(10.17)	(16.88)	(0.54)	(28.96)	(2.30)
d. Unallocated*	-	-	-	(3,143.45)	-
Sub-total	(299.32)	(156.11)	730.83	(3,473.08)	1,550.95
Add: Interest income	319.04	84.01	21.14	433.68	51.02
Less: Interest expenses	-39.51	(96.98)	(145.67)	-438.74	(552.24)
Less: Unallocable expenditure	-	-	-	-	-
Total profit before tax	(19.78)	(169.08)	606.30	(3,478.14)	1,049.72
3 Capital Employed					
3.1) Segment Assets					
a. Digital media & handset trading	38,117.25	17,819.80	7,376.63	38,117.25	7,376.63
b. Call center services	-	-	8,311.66	-	8,311.66
c. Others	10,389.54	1,784.55	30.09	10,389.54	30.09
d. Unallocated	-	-	500.00	-	500.00
3.2) Segment Liabilities					
a. Digital media & handset trading	44,594.67	14,923.63	4,453.28	44,594.67	4,453.28
b. Call center services	-	-	2,714.68	-	2,714.68
c. Others	1,036.78	1,763.60	0.97	1,036.78	0.97
d. Unallocated	-	-	-	-	-
*Includes the loss on sale of investment					

Date: May 25, 2018
Place: Gurgaon

By Order of the Board
Sd/-
(Sandeep Jairath)
Whole Time Director Cum
Chief Financial Officer
DIN No. 05300460



Statement of Assets and Liabilities

(Rs. in lakhs)

Particulars	Standalone		Consolidated	
	As at 31st March, 2018	As at 31st March, 2017	As at 31st March, 2018	As at 31st March, 2017
	(Audited)	(Audited)	(Audited)	(Audited)
A EQUITY AND LIABILITIES				
1 Shareholders Fund				
(a) Share Capital	11,327.42	11,327.42	11,327.42	11,327.42
(b) Reserve & Surplus	3,230.31	5,361.12	(8,463.58)	(7,889.98)
Sub-total Shareholders funds	14,557.73	16,688.54	2,863.84	3,437.45
2. Minority Interest			-	-
3. Non-current Liabilities				
(a) Long term borrowings	-	-	8,609.19	1,386.90
(b) Deferred tax liabilities (net)	-	-	6.60	-
(c) Other long term liabilities	-	-	-	-
(d) Long term provisions	8.92	6.71	31.12	143.90
Sub-total Non-current liabilities	8.92	6.71	8,646.91	1,530.80
4. Current Liabilities				
(a) Short term borrowings	-	-	1,409.58	4,357.44
(b) Trade Payable				
<i>Total outstanding due of micro enterprise & small enterprise</i>	-	-	-	-
<i>Total outstanding dues of creditors other than micro enterprise & small enterprise</i>	77.31	87.28	35,134.65	4,063.88
(c) Other current liabilities	22.01	21.63	342.10	2,652.43
(d) Short term provisions	0.36	1.64	93.07	36.84
Sub-total Current liabilities	99.68	110.55	36,979.40	11,110.59
TOTAL - EQUITY & LIABILITIES	14,666.33	16,805.80	48,490.14	16,078.83
B ASSETS				
1. Non-current assets				
(a) Tangible Fixed assets	0.55	0.68	411.92	2,028.50
(b) Intangible assets	-	-	33.49	101.31
(c) Capital Work in progress	-	-	20.10	117.60
(d) Goodwill on Consolidation	-	-	747.50	1,332.40
(d) Non-current investments	14,554.36	16,155.91	8,829.90	0.10
(e) Deferred tax assets (Net)	4.52	3.06	-	1.08
(f) Long term loan & advances	9.18	9.18	1,531.05	918.00
(g) Other non-current assets	1.63	1.51	20.08	17.05
Sub-total Non-current assets	14,570.24	16,170.34	11,594.05	4,516.03
2. Current assets				
a) Current Investment	-	-	-	500.00
b) Inventories	-	-	291.84	2,312.40
c) Trade Receivables	-	37.13	23,682.97	3,935.32
d) Cash and Cash equivalents	1.31	5.93	201.13	403.07
e) Short term loan and advances	2.18	531.56	10,951.38	1,448.30
f) Other Current assets	92.60	60.85	1,768.78	2,963.70
Sub-total Current assets	96.09	635.46	36,896.09	11,562.80
TOTAL - ASSETS	14,666.33	16,805.80	48,490.14	16,078.83

Place : Gurgaon
Date : May 25, 2018

By Order of the Board
Sd/-
Sandeep Jairath
Whole Time Director Cum
Chief Financial Officer
DIN No. 05300460

